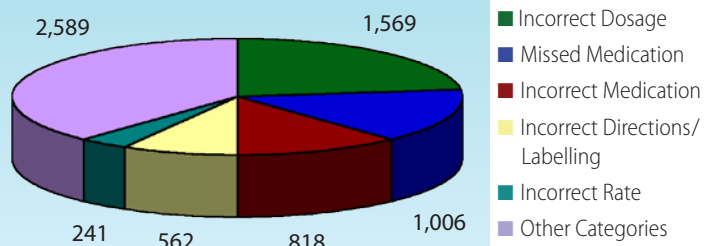


# STARSWeb 2008 Statistics

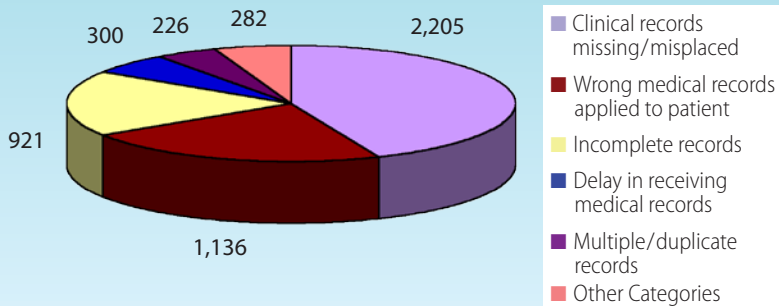
**Top 5 Medication Incidents**  
(n=6,785)



## Medication Incidents

Incident Type (gen)	Count
Incorrect Dosage	1,569
Missed Medication	1,006
Incorrect Medication	818
Incorrect Directions/labelling	562
Incorrect Rate	241
Unsatisfactory Drug Security	178
Incorrect frequency	178
Incorrect Patient	176
Inappropriate self-medication	171
Signature of healthcare pract. omitted	143
Incorrect time	136
Incorrect route	113
Adverse allergic reaction to known allergen	113
Adverse allergic reaction to unknown allergen	88
Incorrect storage	87
Contra-indication the use of the medicine	79
Incorrect Diluent	49
Incorrect Method of Constitution	39
Cytotoxic spillage on patient	20
Incorrect dilutant	11
Medication on admission/discharge/transfer incorrect/not reconciled	6
Non-compliance with hospital policy	6
Duplicate Therapy	5
Illegible prescription	4
Adverse Drug Interaction	4
Other	983
Other Categories above sub-total excl. Top 5	2,589
<b>Total By Incident Type (gen)</b>	<b>6,785</b>

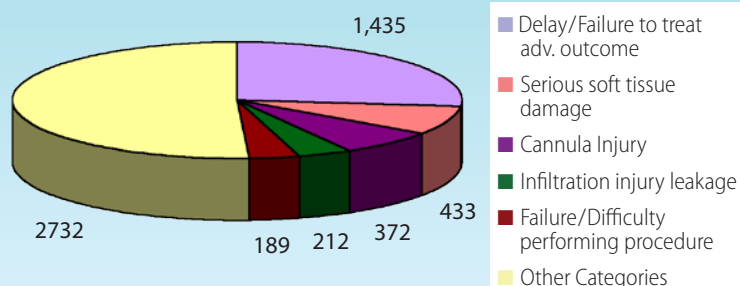
**Top 5 Records/Documentation Incidents**  
(n=5,070)



## Records/Documentation Incidents

Incident Type (gen)	Count
Clinical records Missing/misplaced	2,205
Wrong medical records applied to patient	1,136
Incomplete records	921
Delay in receiving medial records	300
Multiple/duplicate records	226
Absent/incorrect ID band	225
Illegible documentation	36
Other	21
Other Categories above sub-total excl. Top 5	282
<b>Total By Incident Type (gen)</b>	<b>5,070</b>

**Top 5 Treatment Incidents**  
(n=5,373)

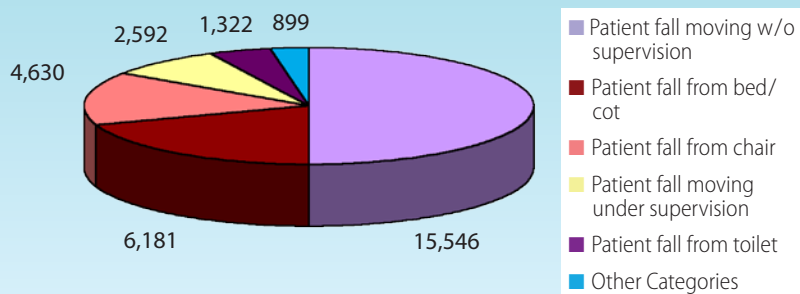


## Treatment Incidents

Incident Type (gen)	Count
Delay/Failure to treat - adverse outcome	1,435
Serious soft tissue damage	433
Cannula Injury	372
Infiltration injury/leakage	212
Failure/Difficulty performing procedure	189
Patient refusal of treatment	132
Incorrect Procedure	119
Foreign body left in situ	73
Unexpected Patient Fatality	35
Hospital related death reported to Coroner	29
Post-epidural problems	23
Inappropriate Admission/Transfer	6
Other	2,315
Other Categories above sub-total excl. Top 5	2,732
<b>Total By Incident Type (gen)</b>	<b>5,373</b>

# STARSWeb 2008 Statistics

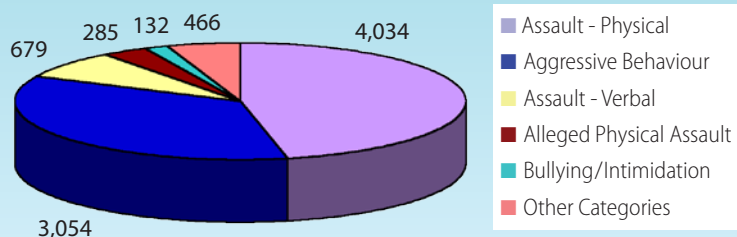
**Top 5 Slips/Trips/Falls Incidents**  
(n=31,170)



*Slips/Trips/Falls Incidents*

Incident Type (gen)	Count
Patient fall moving w/o supervision	15,546
Patient fall from bed/cot	6,181
Patient fall from chair	4,630
Patient fall moving under supervision	2,592
Patient fall from toilet	1,322
Patient fall from commode	725
Patient fall from trolley	146
Patient fall from hoist	27
Other	1
Other Categories above sub-total excl. Top 5	899
<b>Total By Incident Type (gen)</b>	<b>31,170</b>

**Top 5 Violence/Harassment/Aggression Incidents**  
(n=8,650)



*Violence/Harassment/Aggression Incidents*

Incident Type (gen)	Count
Assault - Physical	4,034
Aggressive Behaviour	3,054
Assault - Verbal	679
Alleged Physical Assault	285
Bullying/Intimidation	132
Restraint	115
Sexual Harassment	83
Alleged Sexual Harassment	59
Alleged Bullying	12
Racial Abuse	7
Other	190
Other Categories above sub-total excl. Top 5	466
<b>Total By Incident Type (gen)</b>	<b>8,650</b>