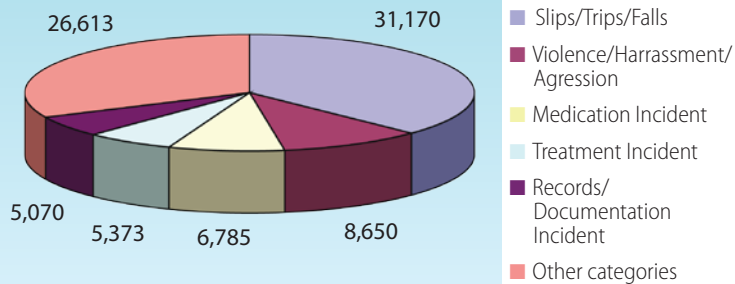


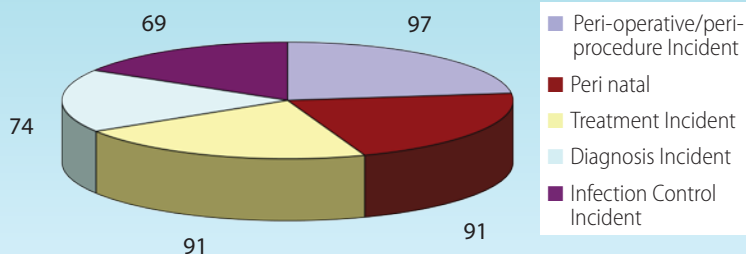
Top 5 Clinical Event Types recorded in 2008
(n=83,661)



Clinical Event Types recorded in 2008
(pre-claims, claims, closed and Incidents)

Incident Type (gen)	Count
Slips/Trips/Falls	31,170
Violence/Harrassment/Aggression	8,650
Medication incident	6,785
Treatment incident	5,373
Records/Documentation Incident	5,070
Peri-natal	3,900
Absconson	3,337
Self-Harm	2,269
Infection Control incident	2,071
Diagnosis incident	2,051
Unplanned events	1,890
Equipment/Device Incident	1,753
Peri-operative/Peri-procedure incident	1,483
Blood Transfusion incident	824
Discharge incident	649
Unexplained Injury/Unknown Cause	538
Consent/Confidentiality incidents	313
Inappropriate Behaviour	226
Other	5,309
Grand Totals:	83,661

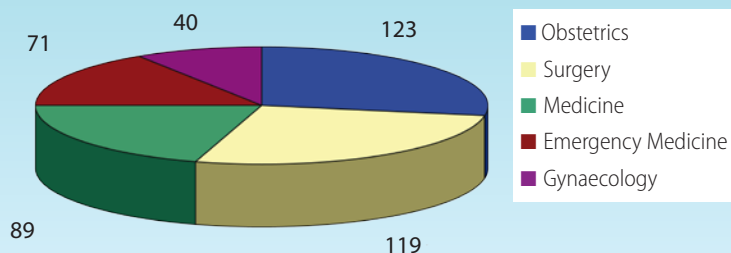
Top 5 Claims received in 2008 sorted by Incident Type general (n=521)



Claims received 2008 by Incident Type

Incident Type	Count
Peri-operative/Peri-procedure	97
Peri-natal	91
Treatment incident	91
Diagnosis incident	74
Infection Control incident	69
Slips/Trips/Falls	18
Medication incident	11
Consent/confidentiality incidents	11
Unplanned events	10
Self-Harm	6
Blood transfusion incident	4
Violence/Harrassment/Aggression	3
Discharge incident	2
Records/Documentation incident	2
Absconson	2
Inappropriate Behaviour	1
Equipment/Device Incident	1
Other	28
Grand Total:	521

Top 5 Claims received in 2008 by Speciality
(n=521)



Claims received 2008 by Speciality

Specialty	Count
Obstetrics	123
Surgery	119
Medicine	89
Emergency Medicine	71
Gynaecology	40
Paediatrics	18
Mental Health	15
Radiology	7
Anaesthesia	6
Haematology	4
Allied Professional Services	3
Elderly Services	2
Laboratory Services	1
Community Health Services	1
Disability	1
Other	21
Grand Total:	521