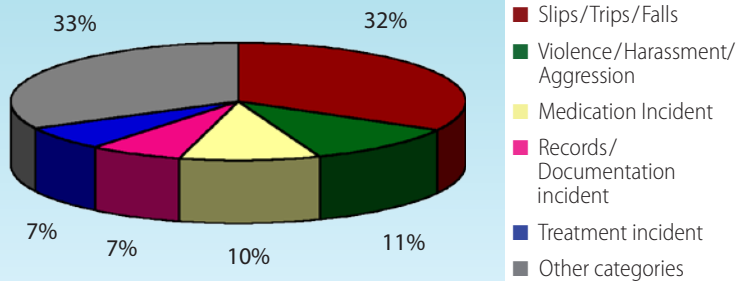
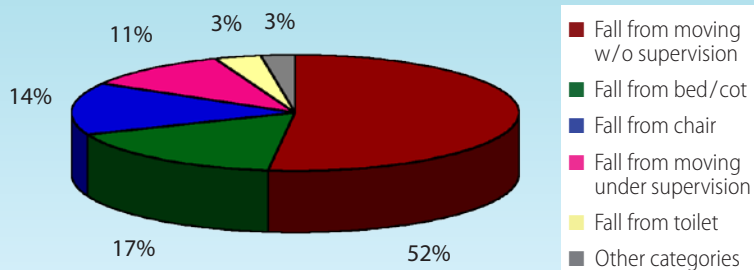


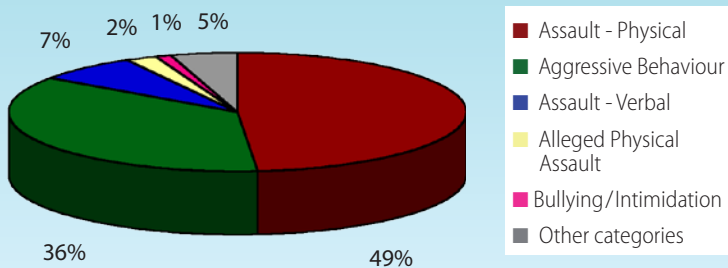
Incident Types reported to the CIS (Jan - Dec 2009)



Slips/Trips/Falls reported to the CIS (Jan - Dec 2009)



Violence/Harassment/Aggression reported to the CIS (Jan - Dec 2009)



Incident Types

Incident Type (gen)	Count
Slips/Trips/Falls	27,607
Violence/Harassment/Aggression	9,445
Medication incident	8,251
Records/Documentation incident	5,654
Treatment incident	5,559
Other Categories	27,331
Grand Total	83,847
Other Categories =	
Peri-natal	4,364
Abscension	3,703
Self-Harm	2,223
Infection Control incident	1,985
Diagnosis incident	1,629
Equipment/Device Incident	1,612
Peri-operative/Peri-procedure incident	1,589
Unplanned Events	1,503
Unexplained Injury/Unknown Cause	1,298
Inappropriate Behaviour	887
Blood Transfusion incident	856
Discharge incident	693
Consent/Confidentiality incident	274
Not specified	4,715

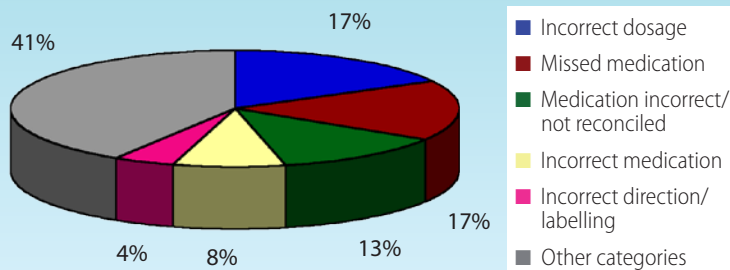
Slips/Trips/Falls Incidents

Incident Type (gen)	Count
Patient fall moving w/o supervision	14,314
Patient fall from bed/cot	4,700
Patient fall from chair	3,992
Patient fall moving under supervision	3,011
Patient fall from toilet	885
Other Categories	705
Grand Total	27,607
Other Categories =	
Patient fall from commode	524
Patient fall from trolley	149
Patient fall from hoist	25
Not specified	7

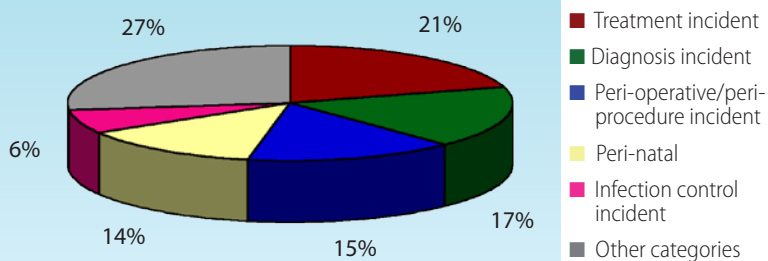
Violence/Harassment/Aggression

Incident Type (gen)	Count
Assault - Physical	4,594
Aggressive Behaviour	3,403
Assault Verbal	694
Alleged Physical Assault	192
Bullying/Intimidation	118
Other Categories	444
Grand Total	9,445
Other Categories=	
Restraint	113
Sexual Harassment	50
Alleged Sexual Harassment	48
Racial Abuse	12
Alleged Bullying	8
Not specified	213

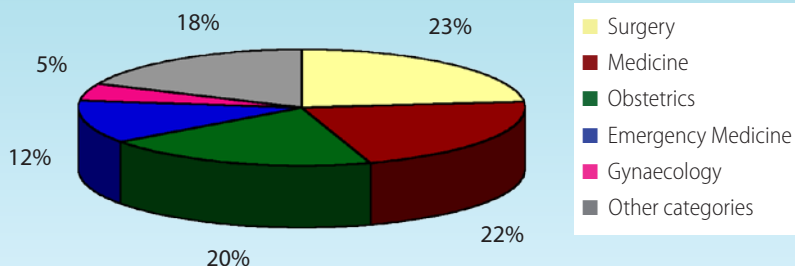
Medication Incidents reported to the CIS between (Jan - Dec 2009)



Claims submitted by Incident Type (Jan - Dec 2009)



Claims submitted by Speciality received by the CIS (Jan - Dec 2009)



* Claims previously input as incidents on STARSWeb = 75%
 * Claims not previously notified as an incident on STARSWeb = 25%

Medication Incidents

Incident Type	Count
Incorrect Dosage	1,410
Missed Medication	1,394
Medication incorrect/not reconciled	1,032
Incorrect Medication	663
Incorrect Directions/Labelling	361
Other Categories	3,391
Grand Total	8,251
Other Categories=	
Incorrect Rate	250
Incorrect Frequency	229
Adv./allergic reaction to known allergen	216
Incorrect Patient	183
Incorrect Time	151
Non-compliance with Hospital Policy	141
Signature of Healthcare Practitioner omitted	134
Inappropriate Self-medication	129
Duplicate Therapy	127
Incorrect Route	120
Incorrect Storage	107
Adv/Allergic reaction to unknown allergen	107
Unsatisfactory Drug Security	100
Illegible Prescription	91
Contraindic. to the use of the medicine	78
Incorrect Duration of Treatment	74
Adverse Drug Interaction	57
Incorrect Dilutant	22
Cytotoxic Spillage on Patient	22
Incorrect Method of Constitution	21
Incorrect Diluent	21
Patient's BMI recorded incorrectly	8
Not specified	1,003

Claims submitted by Incident Type

Incident Type	Count
Treatment incident	105
Diagnosis incident	88
Peri-operative/Peri-procedure incident	77
Peri-natal	69
Infection Control incident	33
Other Categories	138
Grand Total	510
Other Categories=	
Slips/Trips/Falls	25
Medication incident	14
Consent/Confidentiality incidents	12
Unplanned Event	8
Discharge incident	6
Violence/Harassment/Aggression	5
Unexplained Injury/Unknown Cause	5
Self-Harm	4
Equipment/Device incident	4
Records/Documentation incident	2
Blood Transfusion incident	1
Absconson	1
Not Specified	51

Claims submitted by Speciality

Speciality Type	Count
Surgery	119
Medicine	110
Obstetrics	102
Emergency Medicine	62
Gynaecology	24
Other Categories	93
Grand Total	510
Other Categories=	
Paediatrics	21
Mental Health	13
Radiology	12
Community Health Services	10
Anaesthesia	6
Allied Professional Services	5
Disability	2
Haematology	1
Laboratory Services	1
Elderly Services	1
Not specified	21