

PERSON CENTRED PLANNING – BALANCING SAFETY & RIGHTS

John O'Dea

A stylized silhouette of a mountain range in a darker shade of teal, located in the bottom right corner of the slide.

Person Centred/Family Centred Approaches to Supporting People with Intellectual Disability

Objective: -

To support people live full lives as equal
citizens

Equal Citizenship implies Equal Rights

The Right to make informed choices
is basic to your right as a citizen

People receiving services have an equal right to feel safe.

The challenge is to support people in taking reasonable risks to accommodate choice while ensuring their safety in the process.

This is what Risk Management
is about




Person Centred Services –

*Emphasis on support to achieve
rather than to protect from*

Social Care Models and Health Service Reform

The background is a solid teal color. In the bottom right corner, there is a dark teal silhouette of a mountain range with jagged peaks.

*A whole system approach in
support of the individual*



*People must not fall between
stools or be shoe horned into
models*

Balancing Safety and Rights in Western Care

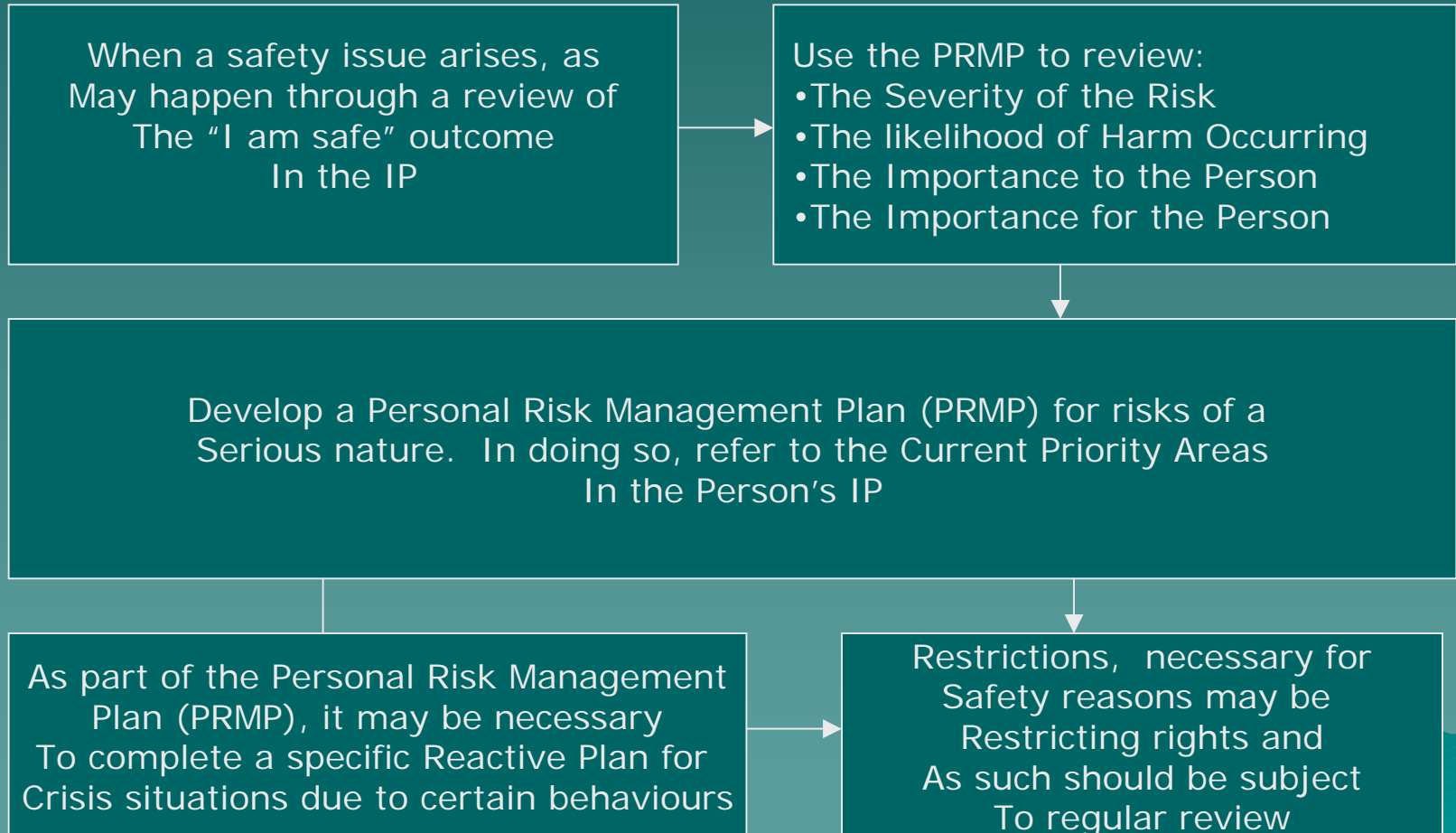
How does it work in practice?

Bernard O'Regan

Policy Definition

- ◆ Risk is defined as the exposure to harm or danger of the safety and well being, actual or potential, of people in our service, and our employment and others directly involved with our Services such as volunteers, or indirectly involved, such as any member of the general public.

FLOWCHART



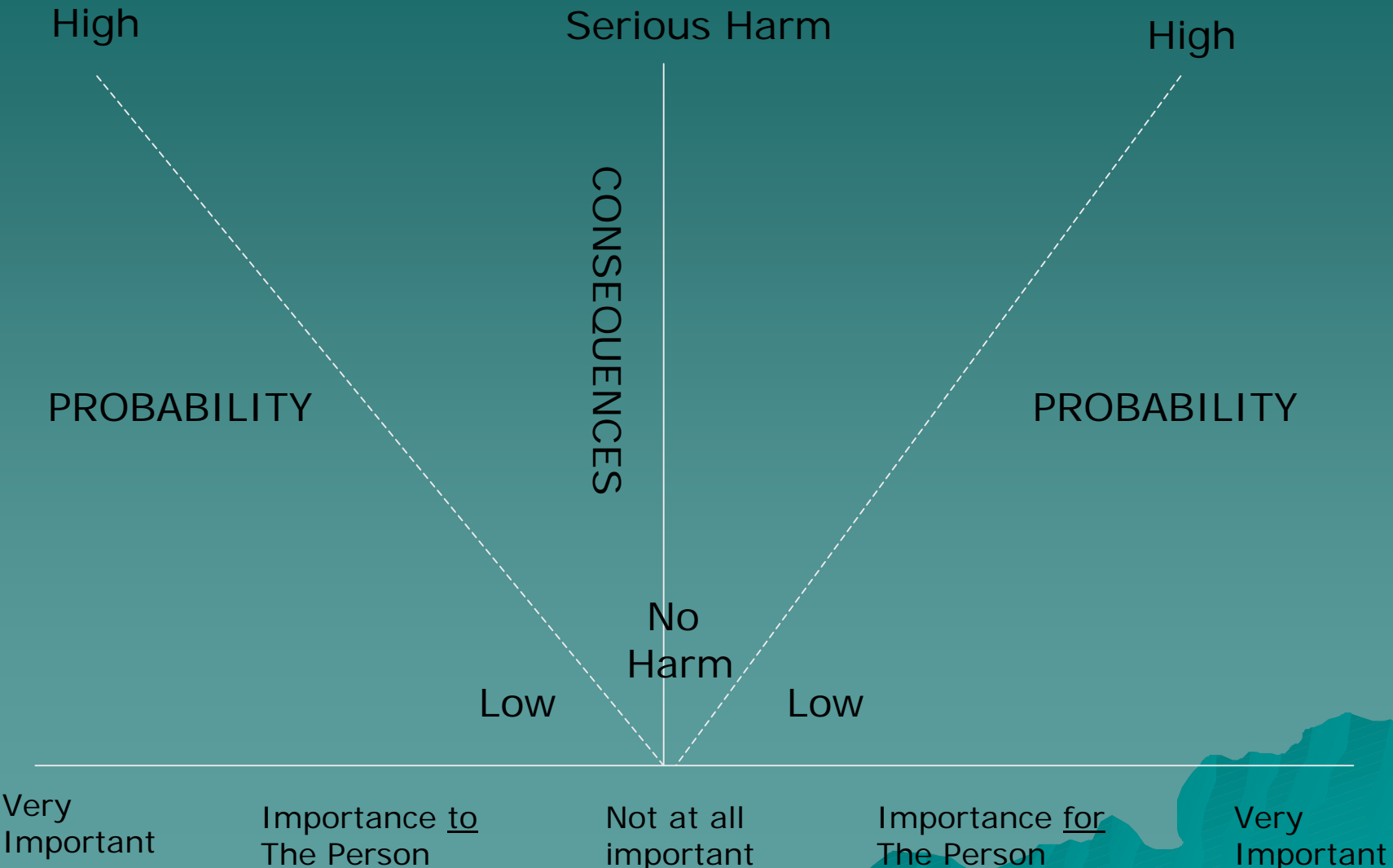
Stages of Risk Management Process

- ◆ Identifying if a risk exists.
- ◆ Assessing the nature of the risk.
- ◆ Developing a plan to manage the risk.
- ◆ Periodically reviewing the risk management plan for this person and changing it as and when the circumstances require.

Personal Risk Management Plan

- ◆ The personal risk management plan is a tool designed to provide staff with guidance in how to consider the risks that are part of life's experience for service users and then to examine the nature of those risks in order to develop an agreed approach to managing those risks with and for people in our services.

Framework for Assessing the Level of Risk



PRMP

- ◆ Is there evidence or concern about risks in the following environments right now?

Please consider this in relation to the person's lifestyle and behaviour. This includes harm to the person and also harm caused to others by the person.

- ◆ Highlight the risks that are of a serious nature and require a plan to manage the harm to the person or others.
- ◆ How many times in the last 3 months has incidents of this nature occurred? Check all incidents and any other evidence in relation to this risk (including data that has been collected for behavioural assessment).

- ◆ Are rights restrictions being placed on this person in order to manage risks? If yes, please state clearly the type of rights restrictions placed on this person.
- ◆ Is this person on medication for the control of their behaviour? Is this person on PRN medication for the control of their behaviour?
- ◆ Has the person/their family consented to these restrictions?
- ◆ Is there a Psychiatrist involved with the prescribing and reviewing of medication for this person?
- ◆ How often is this medication reviewed?

- ◆ Please describe in detail how the activities you are planning in order to reduce those rights restrictions and how often this will be reviewed?
- ◆ Are there activities that the person has identified in their Individual Plan that may result in serious harm occurring to that person?

- ◆ Is everyone OK with the plan?
- ◆ If everyone is not OK, who will provide support and bring the problems forward? Who will bring the issue to resolution? By when? (Dates)
- ◆ What actions are to be taken as a result of this discussion? Who is responsible?
- ◆ When should these things be done?
- ◆ Has agreement been reached or is further consultation needed?
- ◆ Next Review Date:
- ◆ Signed By: All Present

Risk Management Examples

The background is a solid teal color. In the bottom right corner, there is a silhouette of a mountain range with several peaks of varying heights, rendered in a slightly darker shade of teal.

