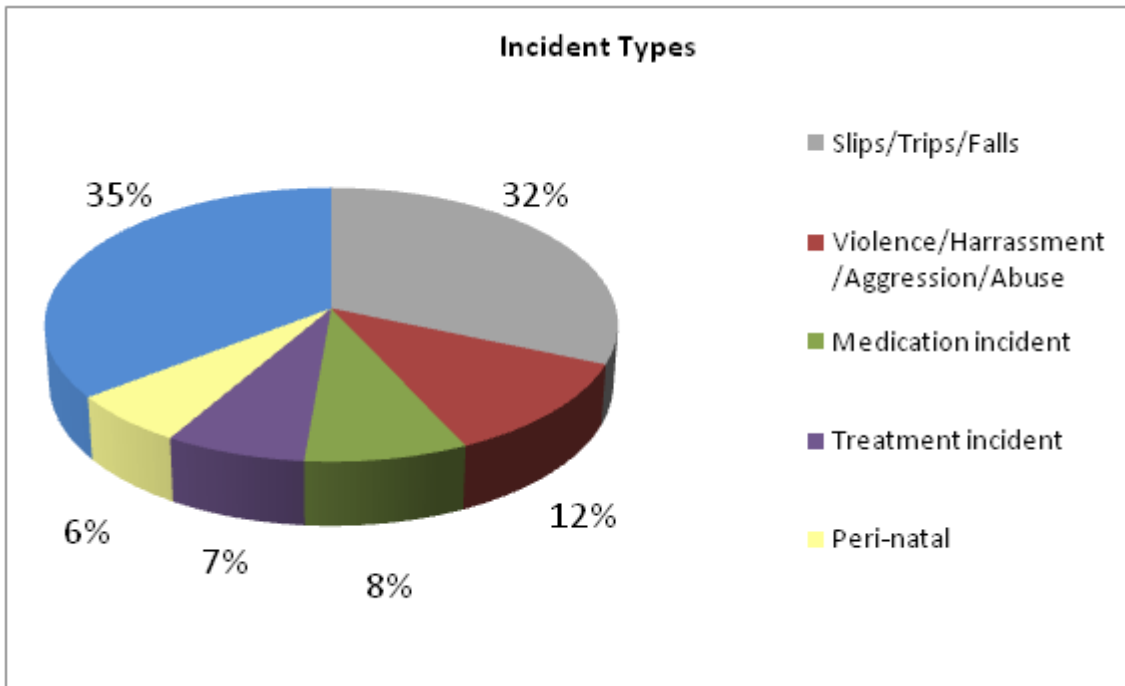
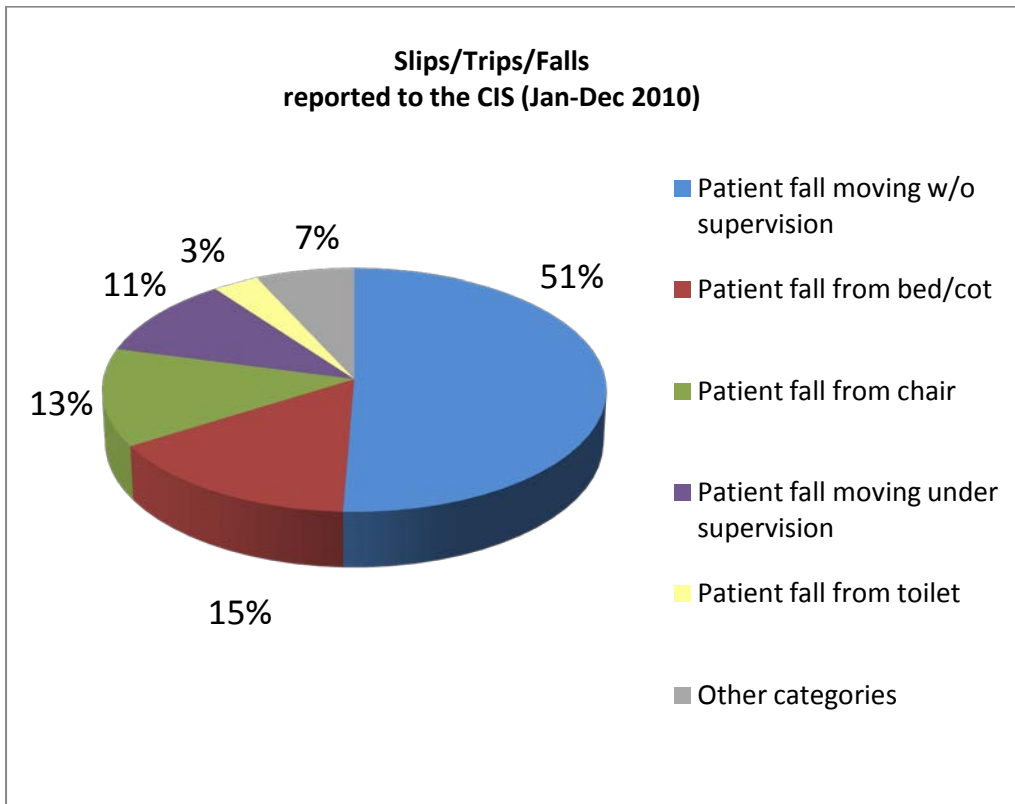


STARSWeb 2010 Statistics



Incident Type (gen)	Count
Slips/Trips/Falls	26,288
Violence/Harassment/Aggression/Abuse	9,690
Medication incident	6,882
Treatment incident	5,951
Peri-natal	5,068
Other Categories	29,604
Grand Totals:	83,483
Other Categories	
Records/Documentation Incident	4,314
Absconsion	3,221
Self-Harm	2,518
Infection control incident	2,189
Unplanned events	1,977
Unexplained Injury/Unknown Cause	1,774
Equipment/Device Incident	1,701
Peri-operative / peri-procedure incident	1,698
Diagnosis incident	1,474
Inappropriate Behaviour	1,321
Blood transfusion incident	1,176
Discharge incident	1,026
Consent / confidentiality incidents	267
Radiation Incident	74
Not specified	4,874
Total:	29,604

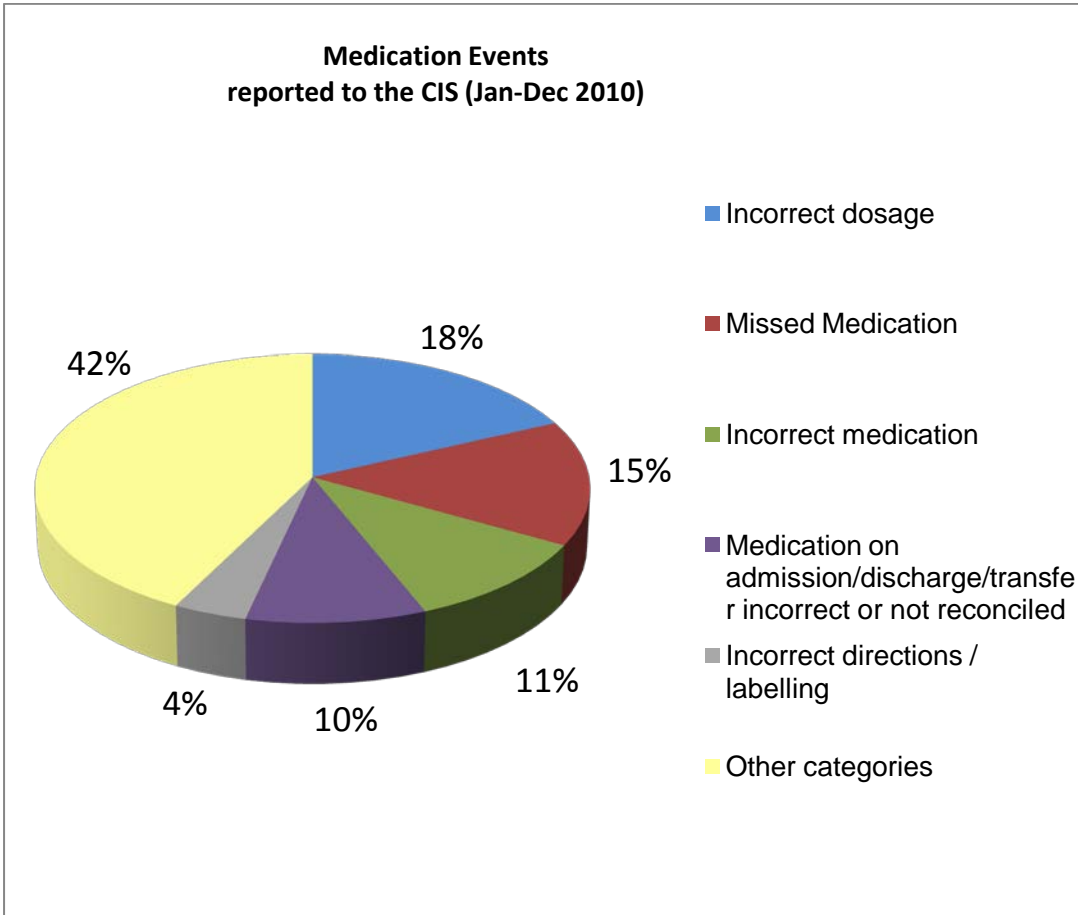
STARSWeb 2010 Statistics



Slips/Trips/Falls events

Incident Type (gen)	Count
Patient fall moving w/o supervision	13,314
Patient fall from bed/cot	4,065
Patient fall from chair	3,417
Patient fall moving under supervision	2,827
Patient fall from toilet	851
Other categories	1814
Grand Total:	26,288

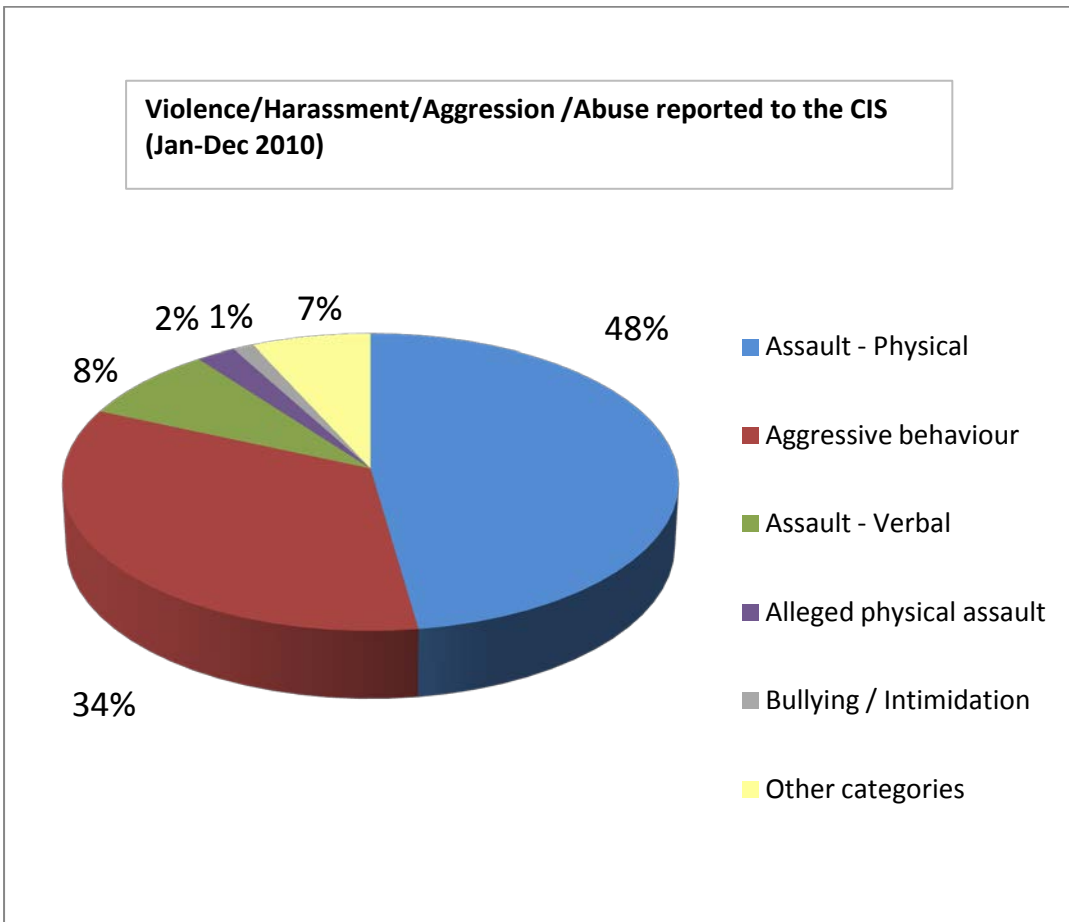
STARSWeb 2010 Statistics



Medication events

Incident Type	Count
Incorrect dosage	1,245
Missed Medication	1,037
Incorrect medication	737
Medication on admission/discharge/transfer incorrect or not reconciled	668
Incorrect directions / labelling	273
Other categories	2922
Grand Total	6,882

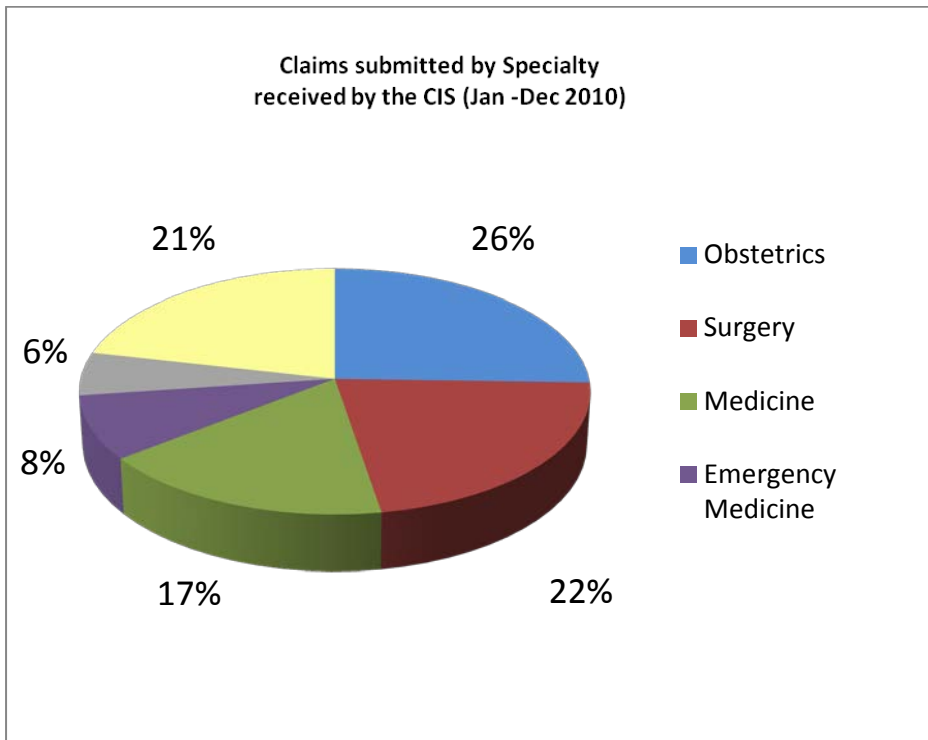
STARSWeb 2010 Statistics



Violence/Harassment/Aggression/Abuse

Incident Type	Count
Assault - Physical	4,625
Aggressive behaviour	3,283
Assault - Verbal	786
Alleged physical assault	220
Bullying / Intimidation	116
Other categories	660
Grand Total	9,690

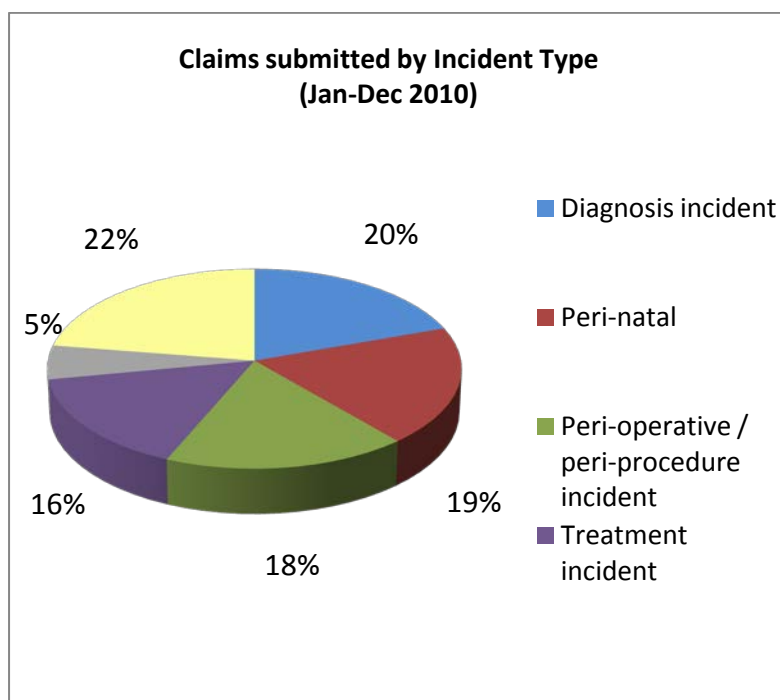
STARSWeb 2010 Statistics



Claims submitted by specialty

Specialty	Count
Obstetrics	121
Surgery	104
Medicine	81
Emergency Medicine	40
Paediatrics	27
Other categories	102
Grand Totals:	475
Other categories	
Gynaecology	26
Radiology	13
Mental Health	12
Community Health Services	7
Allied Professional Services	5
Haematology	4
Laboratory Services	3
Anaesthesia	2
Radiotherapy	2
Elderly Services	1
Not specified	27
Total:	102

STARSWeb 2010 Statistics



Claims submitted by incident type

Incident Type	Count
Diagnosis incident	93
Peri-natal	91
Peri-operative / peri-procedure incident	84
Treatment incident	74
Infection control incident	26
Other categories	107
Grand Total	475
Other categories	
Slips/Trips/Falls	14
Medication incident	9
Unplanned events	6
Equipment/Device Incident	4
Blood transfusion incident	3
Discharge incident	3
Inappropriate Behaviour	3
Self-Harm	3
Records/Documentation Incident	2
Unexplained Injury/Unknown Cause	2
Violence/Harrassment/Aggression/Abuse	2
Consent / confidentiality incidents	1
Not specified	55
Total:	107